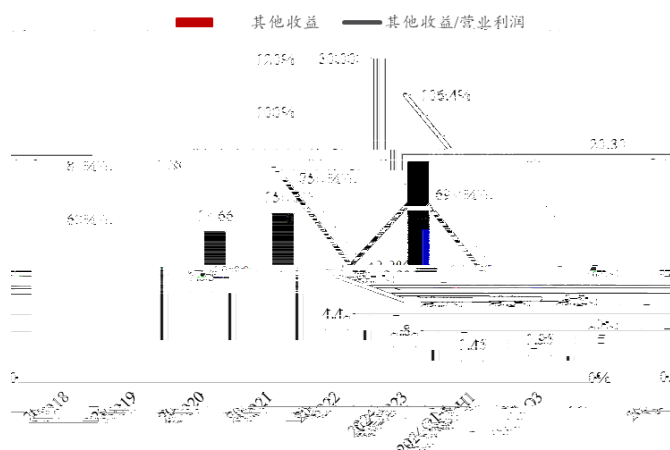


9.3	+	1)	2022	11	15	
		5.01%				
		2		+	2023	9
2.25						
185		230				
5.01%	1H24		9.2		107.8%	
4633				59%		
		2024	11	11		
					7%	
			2018		106%	
2024	30%					
		2024H1			73	
602	"	"				
			2018		41.5%	
2024H1	78.8%					
	1H24	22.1%				
					1H24	
	70%				3	
		"	+	"		
	24-26	276/319/357				
1.5/8.2/9.7	EPS	0.05/0.30/0.35				

	2018	106%	2024	30%
2020				
5%	2024	22%		
	1H24	59.8	9.2	
	4633		59%	
5	/			

	2020		2021	
			107.9%	
6	/			



IFIND

IFIND

2


73 602 2024H1

74H· 0A E®

2.1

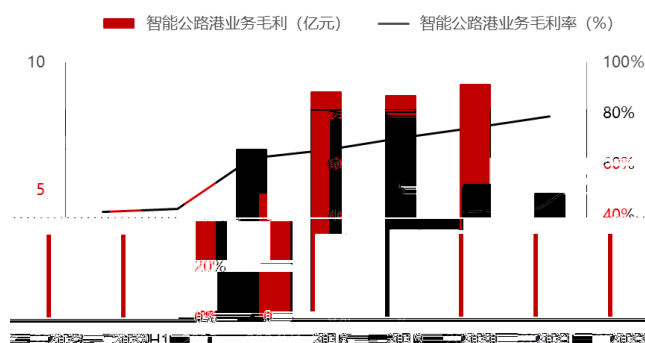
-44.70% -20.03% -22.12% 2022-1H24

8 2024H1



IFIND

9



IFIND

1H24

2021

2021-2023

2024H1

86.6%

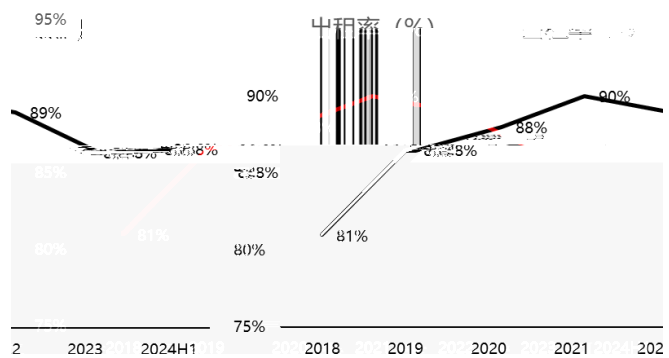
2019

2024H1

2932

+14%

10



IFIND

11

IFIND

2.2

100%



10

4

3

3

4

REITs

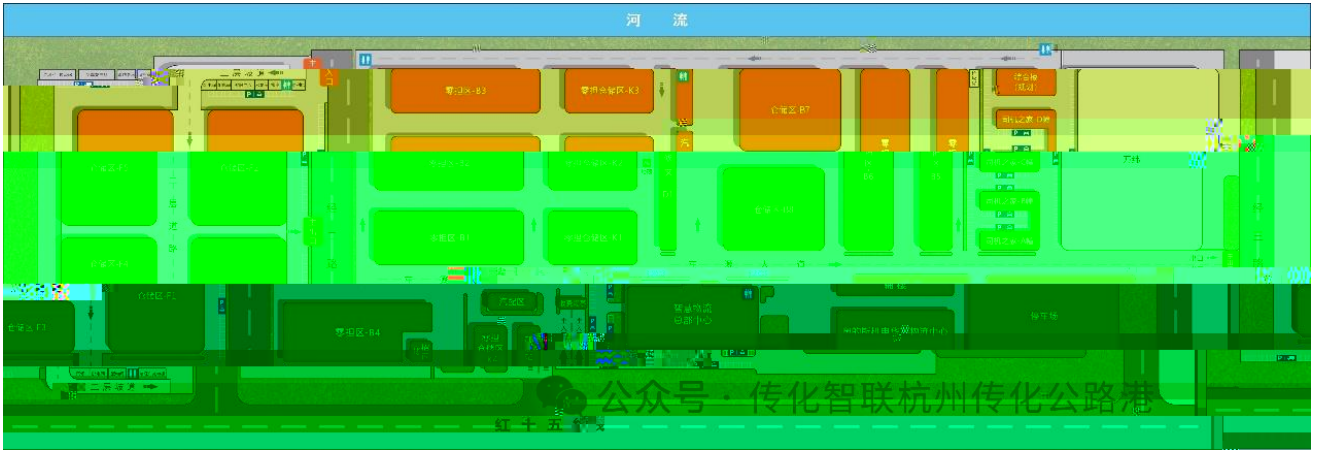
2024H1

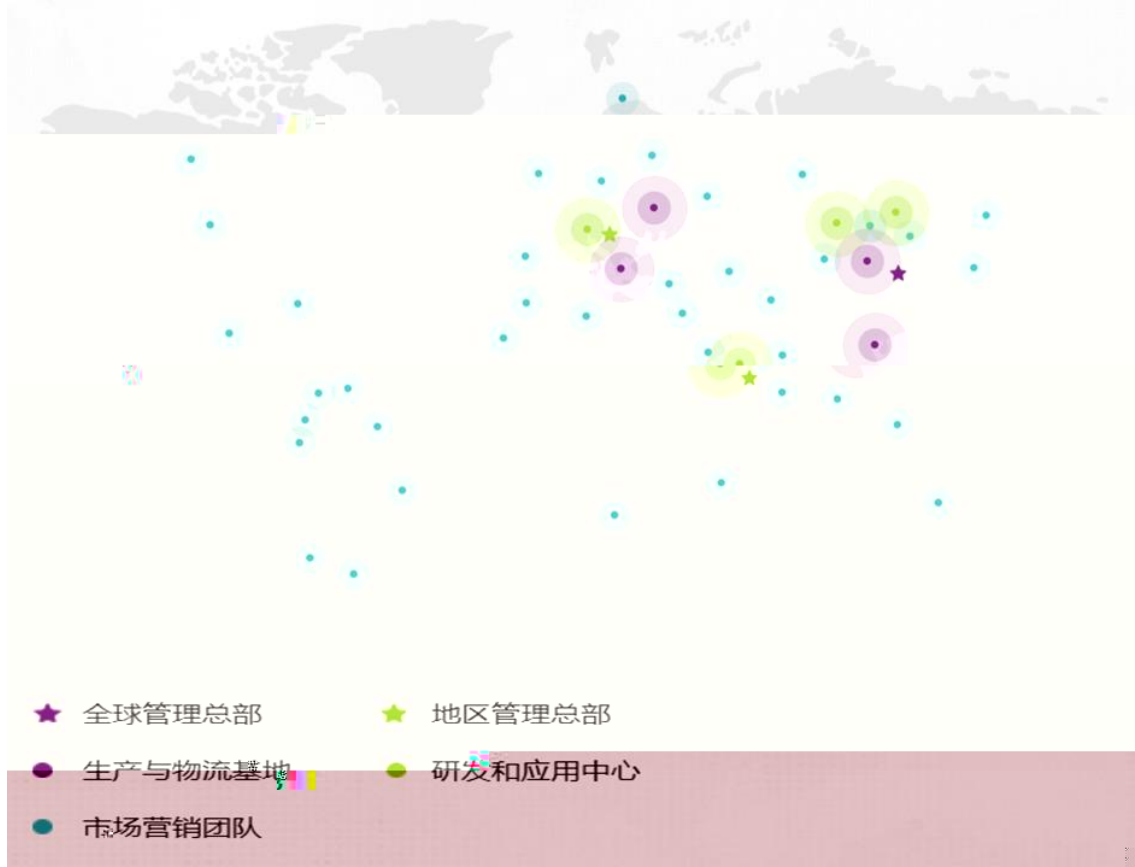
15

4.2

4

13





30

2018-2023

280

3-4.3

1H24

300

500

17 2018-2024Q1-3

3

PVC

4

1H24

2021-2023

68.09 71.54 71.99

31.6% 5.1% 0.6% 1H24

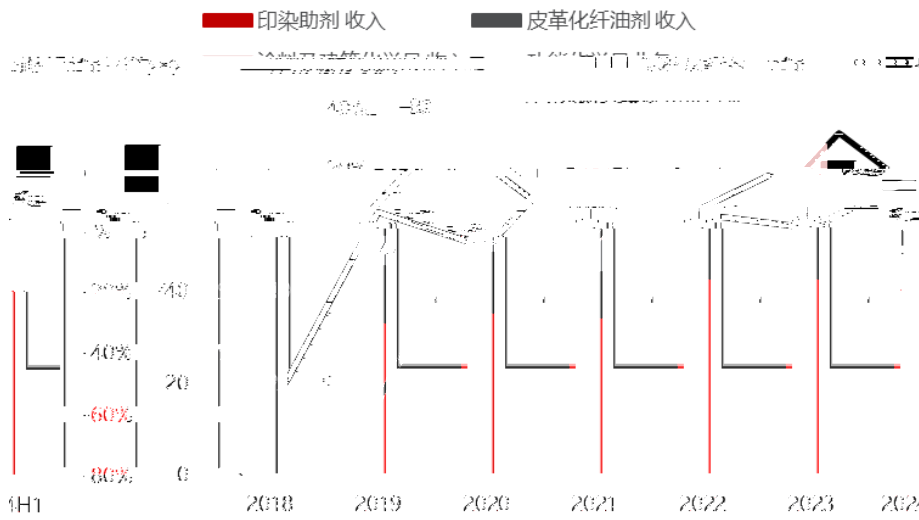
17.6% 40.12 1H24

24.54 10.08 5.51

18.3%

15.6% 18.4%

18 2018-1H24



IFIND

1H24

100

3.2

70%

1

2023

20

70%

3

2

" "

PCI

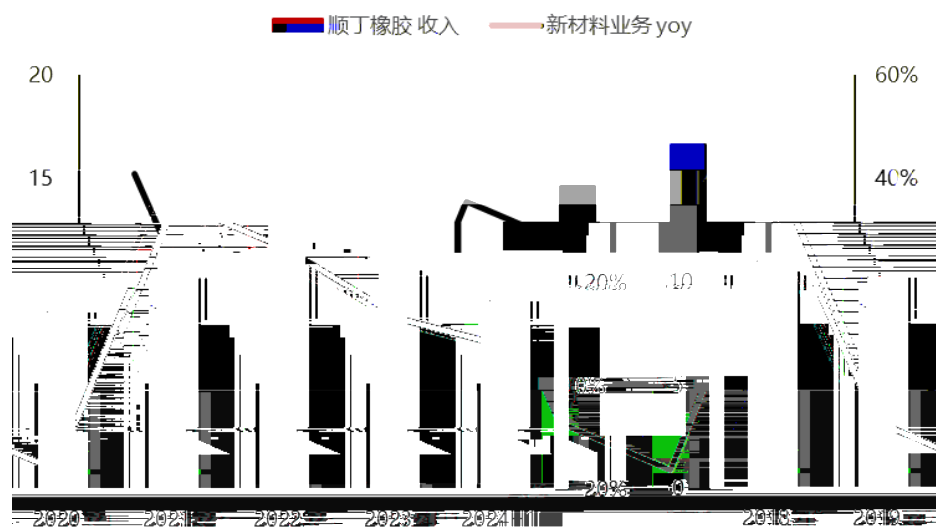
7

2021-2023 CAGR 12.9% 2021-2023

11.59 14.67 16.69 35.7% 26.6%

13.7% CAGR 12.9% 1H24 9.11 8%

19 2018-1H24



IFIND

12

24 7

12

9104 9106

27 /

4

4.1

2025	1	25			
			2024	1.2-1.55	
73.77%-79.69%		2024	1.8-2.1		26.26%-
38.41%		2024			

2024 7 12

" "

5

1

2

3

1	2024H1	3	
2	2024H1	3	
3		3	
4		2023	4
5		/	5
6		/	5
7		6	
8	2024H1	7	
9		7	
10		7	
11		7	
12		8	
13		10	
14		11	
15		11	
16		12	
17	2018-2024Q1-3	13	
18	2018-1H24	14	
19	2018-1H24	15	

1	1
---	-------	---



12

A 300
